

Powerful by nature.



ONSET
GRIZZLY
X HS



Type	Flatbed
Speed	→ → → →
Width	Up to 322 x 160 cm – 127 x 63 in
Colors	CMYK 2x CMYK 3x CMYK Optional light cyan, light magenta & white
Automation	Yes
Upgradable – speed	Yes
Upgradable – colors	Yes

With its imposing stature and robot arms, the Grizzly is a striking presence. And just like a grizzly bear, it possesses great strength, ingenuity, and persistence. Roar through workloads undeterred and get your claws into high-volume graphics and packaging prints with this adaptable force.

AGFA 

> A beast for every need

Whatever environment you operate in, whatever your markets or applications, whether seeking high productivity, quality, or versatility, we have the right beast for you. Our inkjet printers are powerful by nature, each with unique strengths built into its design. These beasts will deliver impressive results without compromise, boosting your business.

Printer Speed

m²/h

ft²/h

7000
75 347


SpeedSet Orca 1060 | flatbed →→→→→

1500
16 146

ONSET
GRIZZLY
X HS



> Rise up to the task



→→→→→

- > Flatbed
- > Up to 1450 m²/h – 15000 ft²/h
- > Up to 322 x 160 cm – 127 x 63 in
- > Up to 3 x CMYK | Optional cm & white
- > Automatable
- > Upgradable speed & colors

1000
10 764

Jeti Tauro H3300 | hybrid →→→→→

700
7 535

Jeti Condor RTR5200 | roll-to-roll →→→→→

400
4 306

Jeti Tauro H2500 | hybrid →→→→

Jeti Bronco H3300 | hybrid →→→→

Avinci CX3200 | roll-to-roll textile →→→→

Jeti Mira MG2716/2732 | flatbed →→→→

Oberon RTR3300 | roll-to-roll →→→→

200
2 153

Anapurna Ciervo H3200 | hybrid →→→→

Anapurna | hybrid printer series →→→→

Anapurna RTR3200 | roll-to-roll →→→→

100
1 076

Anapurna FB2540 | flatbed →→→→

> Why Agfa

Inkjet experts

We are a leading company in imaging technology and IT solutions with over 150 years of experience. We have been developing and manufacturing state-of-the-art inkjet printing systems for over two decades, empowering print service providers to become both more versatile and efficient.

Best cost of ownership

Inks, print heads, substrates, and color management software are perfectly tuned to each other to guarantee spot-on print quality, reliable production, low consumable usage and limited maintenance. In sum: we guarantee you the best possible cost of ownership.

One-stop shop

Opt for peace of mind with a complete solution from a single supplier: printer, software, inks, service and support. We even offer attractive financing options.

Spot-on inks

- > Large color gamut and high vibrancy
- > Low ink consumption thanks to Thin Ink Layer technology
- > Reliable jetting & batch-to-batch consistency
- > Resistant to wear and tear
- > Highly opaque white
- > Primer option for difficult media
- > Compliant with health & environment standards, including GREENGUARD Gold




Asanti workflow & color management

- > Streamlines the printing process from prepress to production
- > Guarantees error-free job handling and consistent color reproduction
- > Parameter-based Calibrated Print Modes enable automatic job creation
- > Production Dashboard offers overview of job status, and ink and media consumption
- > Includes latest Adobe PDF Print Engine

- More software options:
- > Asanti StoreFront cloud-based web-to-print solution
 - > PrintSphere cloud-based file sharing
 - > PrintTune print standardization

World-class training and support

- > Expert support worldwide minimizes downtime with fast response times and remote troubleshooting capabilities
- > Comprehensive training during setup and production, tailored to your needs
- > Your feedback shapes our partnership



Find your local sales & support team: www.agfa.com/printing/worldwide



> Why the Grizzly is the right beast for you

The Onset Grizzly X HS series is made up of the only true flatbed high-productivity inkjet printers in the market, combining phenomenal throughput with consistently great print quality. The single-platform architecture can be configured and scaled to your needs.

- > Heavy-duty build for 24/7 printing with impressive productivity and print quality
- > Versatile printer: tackles sign & display, as well as packaging jobs on wide range of materials
- > 30-second job setup thanks to automated robot end effectors and UV lamp shutters, plus advanced vacuum table technology
- > Multiple automation options – including loaders and robots – for different production and material handling requirements
- > High-quality & gloss modes for extra impactful prints
- > A scalable platform that can grow with your business

High-volume applications

Onset is ideal for companies producing a mix of fast-turnaround POS and retail graphics, as well as corrugated POP display and packaging up to 3.22 x 1.6 m (126.8 x 63 in), and with a weight/thickness ranging from 200 g/m² coated paper to 46 mm thick board.



Retail POS graphics

Retail graphics are pivotal in business visual communication strategies, attracting and engaging customers. **Signage, displays, banners,** and more convey **brand identity and promote products.** Through bold typography, vibrant imagery, and strategic placement, they captivate attention and drive sales.

Corrugated POP displays

Direct-to-board corrugated displays are crucial in retail, offering versatile **product showcases.** They're **durable and flexible,** featuring vibrant graphics for effective promotion. **Lightweight and easy to assemble,** they adapt to temporary or permanent fixtures, aiding retailers in meeting evolving marketing needs.

Corrugated packaging

Corrugated packaging ensures **strength, durability, and customization** for various products. It safeguards items during transit and offers **branding opportunities** through printed logos and product info. Recognized for **sustainability,** it lets businesses reduce environmental impact.

“The operatives find the automation excellent. With complete automation you eliminate the time you lose by someone manually feeding a machine. Also, manually feeding cardboard onto a printing machine can get very intensive: some of the boards are 1.5 x 2.8 m and the operative must lift 4-5 boards at a time, so automation is a lot better in that respect too.”

> N Smith, UK

“We’ve run everything from corrugate displays to SBS paperboard projects. We’ve also noticed quite an uptick in business for brands and retailers. The Onset has increased our ability to turn these projects around much quicker and more cost-effectively.”

> Flower City Group, USA

“The new Onset we welcomed is the 6th since 2012. We renew the machines every 3-4 years. They run in 3x8 shifts. It’s a real technological continuity that satisfies us. We are very happy with Agfa’s technical service, and we are very pleasantly surprised by the decrease in ink consumption.”

> SDPS Poinçon, France

> Grizzly printer models

Grizzly X1 HS	Grizzly X2 HS	Grizzly X3 HS
<ul style="list-style-type: none"> > 1 x CMYK > 8-channel shuttle > Maximum throughput: 600 m²/h* > High-quality print modes > Ideal for lower volume, dedicated flatbed applications > Available options: white, light colors 	<ul style="list-style-type: none"> > 2 x CMYK > 8-channel shuttle, or 14-channel shuttle when light colors or white is requested. > Maximum throughput: 835 m²/h* > High-quality print modes > Fastest configuration for 6 color printing with 2x CMYKcm setup > Available options: white, light colors 	<ul style="list-style-type: none"> > 3 x CMYK > 14-channel shuttle > Maximum throughput: 1450 m²/h* > High-quality print modes > Available option: white


* Based on an approximate 4.4-second material handling time.


Upgrade paths between the different configurations are possible. For more information contact your local sales representative.

Scalable technology with different color options

The carriage can have up to 392 print heads. The channels provide a wide variety of ink configurations. Basic configurations are 1x CMYK, 2x CMYK or 3x CMYK, all with optional white and the first two with optional light cyan/magenta. Ink upgrades can be carried out at your printing site.

	14	13	12	11	10	9	1	2	3	4	5	6	7	8
1 x CMYK							C	M	Y	K				
1 x CMYK + 2 x W							C	M	Y	K			W	W
1 x CMYK + 1x LcLm							C	M	Y	K	Lc	Lm		
1 x CMYK + 1 x LcLm + 2 x W							C	M	Y	K	Lc	Lm	W	W
2 x CMYK							C	M	Y	K	C	M	Y	K
2 x CMYK + 2 x W	W	W					C	M	Y	K	C	M	Y	K
2 x CMYK + 2 x LcLm			Lc	Lm	Lm	Lc	C	M	Y	K	C	M	Y	K
2 x CMYK + 2 x LcLm + 2 x W	W	W	Lc	Lm	Lm	Lc	C	M	Y	K	C	M	Y	K
3 x CMYK			C	M	Y	K	C	M	Y	K	C	M	Y	K
3 x CMYK + 2 x white	W	W	C	M	Y	K	C	M	Y	K	C	M	Y	K





> Roar through workloads

Onset Grizzly X HS

> PRINT ENGINE TECHNOLOGY

Full-width print carriage

The print carriage is equipped with print heads over the full width of the vacuum bed. This creates the unique advantage that the full bed is printed in one pass, eliminating the risk of bi-directional banding. Multiple bed movements are used to boost the resolution and thus image quality. Express mode using 2 passes takes under 9 seconds.




Printhead cleaning station

Two automated cleaning stations, each covering half the print carriage, take care of both wet and dry cleans of the printheads when needed.



Automated nozzle mapping

Calculates the best alternative nozzles and carriage offset to use between passes. It automatically remaps nozzle usage in case of a missing nozzle, eliminating the risk of print artefacts.




Shuttle safety sensors

Height detectors mounted on both the leading and trailing edge of the print carriage avoid damage.

Substrate dust prevention

Dust prevention devices reduce the number of lost nozzles and waste, ensure consistent print quality and increase machine uptime.

- > Two **ionizer bars** on the print carriage on the outer side of each UV lamp remove static electricity.
- > The optional **adhesive substrate cleaner** fitted to the front of the gantry removes dust and other contamination from the substrate during the first print pass.




Accurate substrate pick-up

A camera system on the load robot effector allows fully automated printing of substrates down to 1.5 mm in thickness



Accurate substrate placement


The robots have outstanding position and movement control for loading to the table and unloading to the stack with a ± 1 mm accuracy.



UV exposure and safety

Different automated features control the UV light to warrant both safety and printhead life.

- > **Lamp shutters** block the UV at the ends of each print pass.
- > Secondary **sliding shutters** limit exposure to the width of printed area.
- > The vacuum table includes light dumps (black light traps) to minimise stray reflections.





> Roar through workloads

Onset Grizzly X HS

> FLATBED TABLE TECHNOLOGY

Print-a-shim

A patented system creates a custom 'shim' to ensure perfect flatness of the vacuum table.



Table before scan



Table after scan


Safety system

- > Breaking the load & unload area infra-red light curtains stops printer and robot operation
- > Laser scanning system monitors motion and presence of obstacles
- > Protective hard guarding prevents incursion into the load/unload areas
- > Emergency stop
- > Fixed guards and doors on all equipment




Sliding skin

A second movable table skin fitted on top of the main skin ensures optimal hold-down without masking of the vacuum – also for non-porous substrates. Saving the settings of this skin enables fast job setup.




Clean and ergonomic ink supply system

10-liter containers allow for long stretches of uninterrupted printing.



Powerful vacuum table

The vacuum table has 25 independently controlled zones to minimize masking requirements. The zones are set automatically by the GUI depending on the number, size and position of the substrate sheets. A manual override is possible.



Ink technology

- > GREENGUARD Gold-certified Onset 560 ink set
- > Optimal saturation and coverage with limited ink volumes thanks to Agfa's unique pigment dispersion technology.
- > A wider color gamut than the standard CMYK space in gloss mode, enabling you to hit even notoriously difficult colors such as Pantone 485C red
- > Superior print quality with sharp dot edges, fine details, and smooth solids
- > Excellent flexibility, adhesion and scratch resistance
- > Satin or gloss finish

Operator console

All operations are controlled from a single, movable console featuring a 27" touch-screen monitor. An easy-to-use graphic user interface lets the operator control the printer's setup, optimize material handling and follow up print jobs.



> Configurations

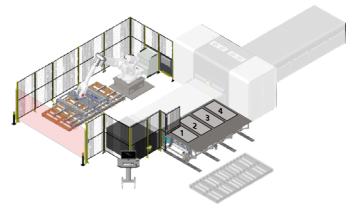
Manual

Both loading and unloading are done manually.

Automated

There are several automation configurations for materials up to 18 mm thick and with a maximum weight of 10 kg. The choice for a particular configuration will depend on your substrate usage requirements.

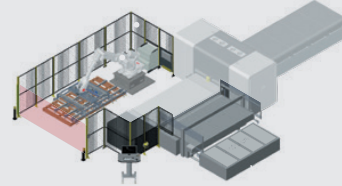

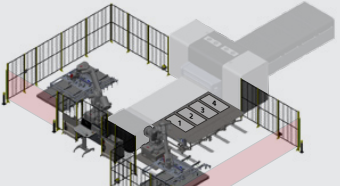
¾ automation: laytable + unload robot



The 3/4-automated operation mode enables printing of a large range of flexible materials using manual loading.


The laytable is used to manually position up to four sheets ready for transfer to the vacuum table by the unload robot. For fully manual loading, the laytable can be unlocked and rolled back.

Full automation for maximum versatility

Autoloader + unload robot	Loading & unloading robots	Dual-flex: laytable for flexible loading + dual robots
 <ul style="list-style-type: none"> > The autoloader can handle material up to 18 mm thick and up to 10 kg in weight > The autoloader matches the highest throughput speed of the printer > Up to four sheets can be positioned ready for transfer to the vacuum table by the unload robot > Customizable setup 	 <ul style="list-style-type: none"> > Robots accurately load the substrate from a single stack to 1-, 2- or 3-up on the vacuum table and unload it to a pallet > Automated end effectors, and optimised robot and printer synchronisation minimise job change-over time > Customizable setup 	 <ul style="list-style-type: none"> > The Dual-Flex configuration combines a laytable with the dual-robot mode > Customizable setup

Smooth substrate handling

- > A camera system on the load robot effector allows fully automated printing of substrates down to 1.5 mm in thickness
- > Optional load effector upgrades optimize sheet separation for problematic substrates



High five! Automated double-sided printing

Fully automated and accurate double-sided printing for substrates up to 5 kg is supported by the optional 'High-5' function.

> Rise up to the task

Awards



Onset X3 HS Dual Flex High 5
Material handling
equipment category

Onset 560 UV inks
Digital inks UV



> Get your claws into high-volume print jobs

Specifications Grizzly X HS series

MODELS	ONSET X1 HS	ONSET X2 HS	ONSET X3 HS		
	4 channels: 1 x CMYK 6 channels: 1 x CMYK + 2 x W 6 channels: 1 x CMYK + cm 8 channels: 1 x CMYK + cm + 2 x W	8 channels: 2 x CMYK 10 channels: 2 x CMYK + 2 x W 12 channels: 2 x CMYK + 2 x cm 14 channels: 2 x CMYK + 2 x cm + 2 x W	12 channels: 3 x CMYK 14 channels: 3 x CMYK + 2 x W		
PRODUCTIVITY	Up to 614 m ² /h (6609 ft ² /h)	Up to 835 m ² /h (8988 ft ² /h)	Up to 1449 m ² /h (15597 ft ² /h)		
MEDIA & PRINTING SPECIFICATIONS					
Manual operation – dimensions					
Max length	3220 mm (126.8 in)				
Max width	1600 mm (63 in)				
Automatic operation – dimensions					
		Min length	Max length	Min width	Max width
Single sheet	Dual robot	805 mm (31.7 in)	3220 mm (126.8 in)	800 mm (31.5 in)	1600 mm (63 in)
	Laytable	700 mm (27.6 in)	3220 mm (126.8 in)	800 mm (31.5 in)	1600 mm (63 in)
Double sheet	Dual robot	805 mm (31.7 in)	1565 mm (61 in)	800 mm (31.5 in)	1600 mm (63 in)
	Laytable	700 mm (27.6 in)	1565 mm (61 in)	800 mm (31.5 in)	1600 mm (63 in)
Triple sheet	Dual robot	805 mm (31.7 in)	1065 mm (41 in)	800 mm (31.5 in)	1600 mm (63 in)
	Laytable	700 mm (27.6 in)	1065 mm (41 in)	800 mm (31.5 in)	1600 mm (63 in)
Quadruple sheet	Laytable	700 mm (27.6 in)	790 mm (31.1 in)	800 mm (31.5 in)	1600 mm (63 in)
Thickness					
Manual operation					
Max thickness	48 mm (1.9 in) (46 mm - 1.8 in when a sliding table skin is fitted)				
Automatic operation					
Max thickness	18 mm (0.71 in)				
Min thickness	Dual robot: 1.5 mm (59 mil) Laytable: 0.2 mm (8 mil)				
Max stack height: load/unload robots					
High stack	1400 mm (55 in)				
Low stack	900 mm (35.4 in)				
Substrate weight					
Manual operation					
At max print speed	max 20 kg (44 lb)				
At reduced print speed	max 80 kg (176 lb)				
Automatic operation					
Single-sided operation	max 10 kg (22 lb)				
At High-5 double-sided operation	max 5 kg (11 lb)				
Weight distribution	2 kg/m ² (0.41 lb/ft ²)				
Handling accuracy					
Loading	+/- 1 mm (39 mil) (both directions, as measured from the lay corner) +/- 0.06° angular rotation along reference edge				
Stack placement	Accurate to +/- 1 mm (39 mil)				
MEDIA					
Media types	Rigid as well as flexible media. Check with your local Agfa representative for a detailed list.				
PRINTHEADS					
	CMYKcm: Dimatix QS14 piezo inkjet. White: Dimatix QSR40 piezo inkjet (recirculating)				
INKS					
	Agfa UV inks: CMYK – optional light cyan, light magenta, and white				
IMAGE QUALITY					
	Finish modes: gloss, satin and custom 4 pt text				
ROOM CONDITIONS					
Temperature	20-30 °C (66-86 °F)				
Relative humidity	45-80%				
SYSTEM INTEGRATION RIP/WORKFLOW SOFTWARE					
	Asanti, StoreFront, PrintSphere, third-party RIPs				

> Get a demo or print sample pack!

