



AGFA
RADIOLOGY
SOLUTIONS

MyAgfaRadiologySolutions:

Your portal to a world of service,
from Agfa Radiology Solutions

Fast. Accurate. Insightful.

**Discover MyAgfaRadiologySolutions:
your web gateway to better visibility and management
of your Agfa Radiology Solutions assets!**

Giving you the information you need at a glance of the dashboard, the self-service MyAgfaRadiologySolutions portal empowers you to enhance process efficiency, streamline operations, prepare for upcoming maintenance and audits, and increase the satisfaction of everyone using your Agfa solutions!

- Report product issues quickly, easily and securely.
- Submit other requests and questions at any time.
- Keep an eye on the status of your tickets.
- View your installed base of Agfa solutions and your upcoming activities.
- Access valuable insights into your system usage, dose and more, with MUSICA[®] Analytics.
- Generate savings by reducing preparation time for audits.




AGFA
RADIOLOGY
SOLUTIONS

Designed to be both easy-to-use and informative

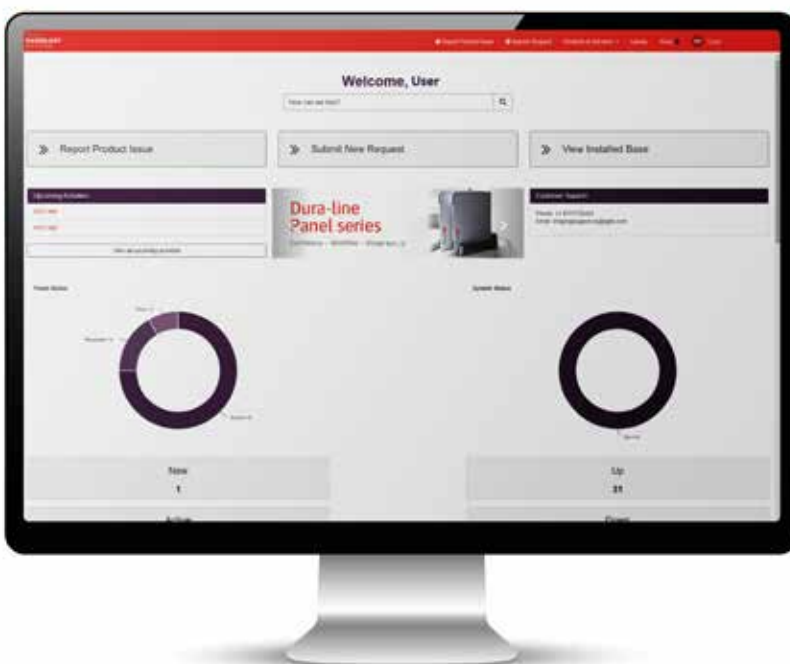
The portal has been carefully designed to deliver the most information, while maximizing user-friendliness.

To access the portal, go to my.agfa.net. Once you've signed in with your user credentials, you'll discover the MyAgfaRadiologySolutions application by clicking the dropdown menu next to "Support" in the navigation bar. When you select "MyAgfaRadiologySolutions," the homepage will open.



On the portal's homepage, you choose what service you need to help you manage your Agfa X-ray solutions. You can:

- Report a product issue directly to our Customer Care Center.
- Submit a new request or question unrelated to a product issue.
- View your entire installed base, with a detailed list of your Agfa systems and their history since installation.



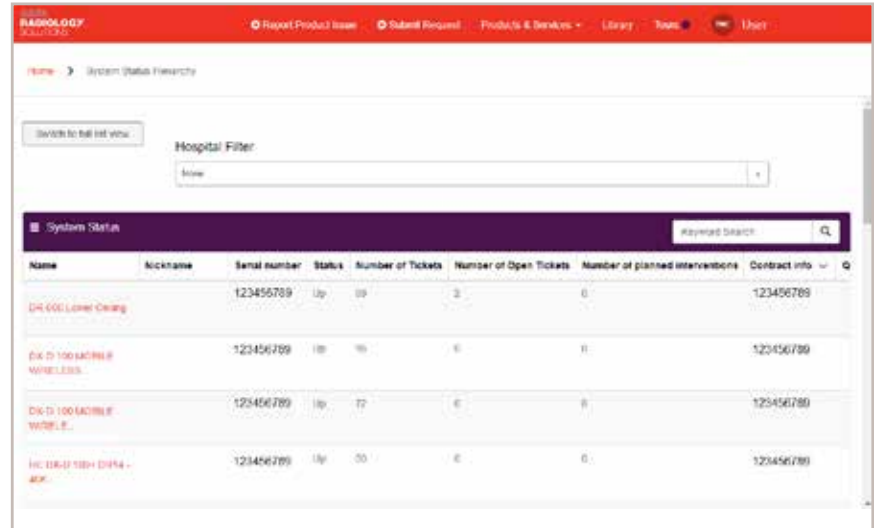
You will also see:

- A search bar to help you find exactly what you need.
- A summary of upcoming activities such as scheduled preventive maintenance, interventions and trainings.
- A graphical overview of your service tickets and system up/down status.
- Customer support contact information.
- Up-to-date information on Agfa launches, promotions and news.

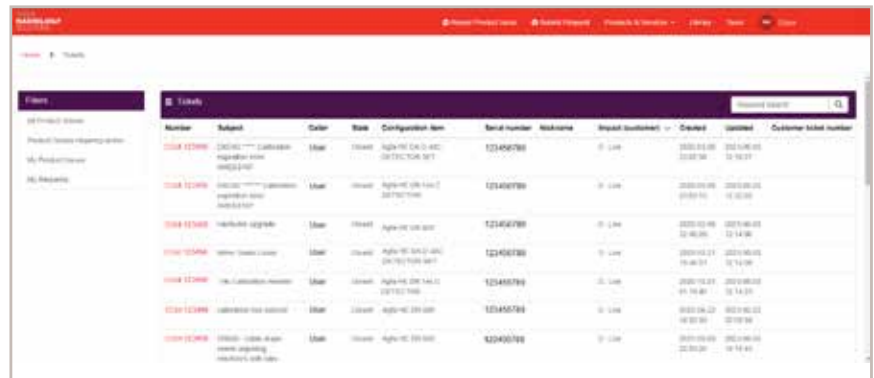
Through the portal's top menu, you can access:

- Your installed base, tickets, activities and MUSICA® Analytics
- The Agfa Library
- Guided tours of the portal's features and functions

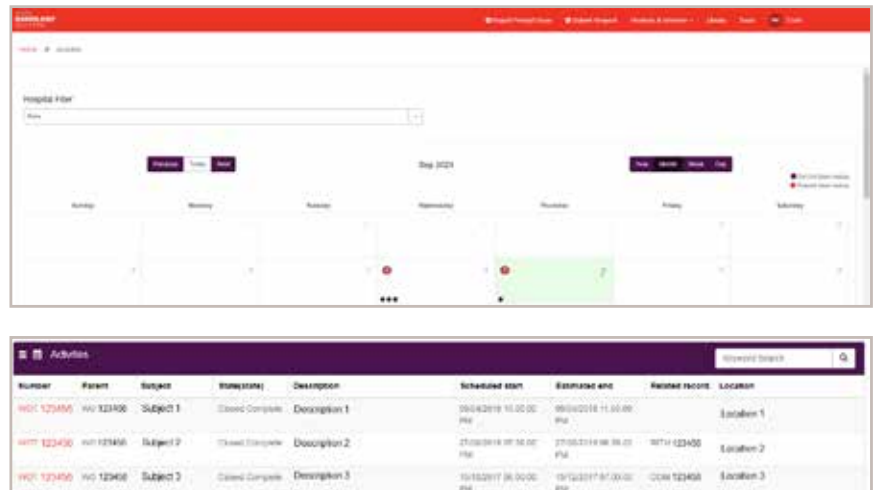
“My Installed Base” page view:



“Tickets” page view:



“Activities” page view:



MUSICA[®] Analytics: insight to streamline your processes

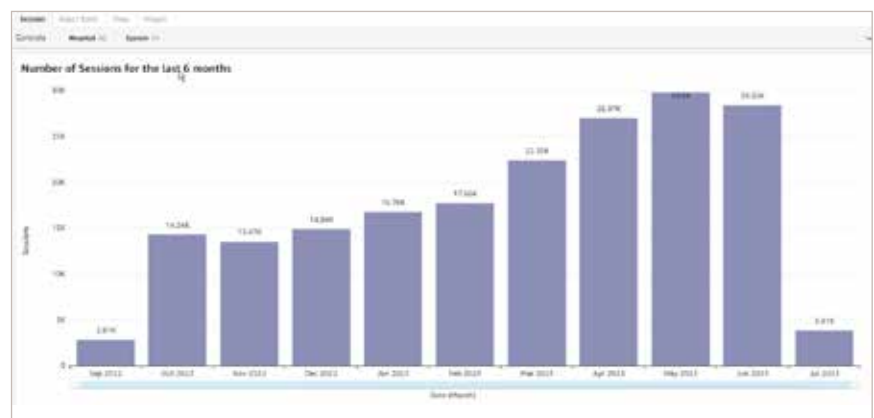
The portal is also your access point to MUSICA[®] Analytics, which delivers key insights into your workstation workflows. With MUSICA[®] Analytics, Agfa's long history and expertise help overcome operational challenges, while increasing image quality and workflow.

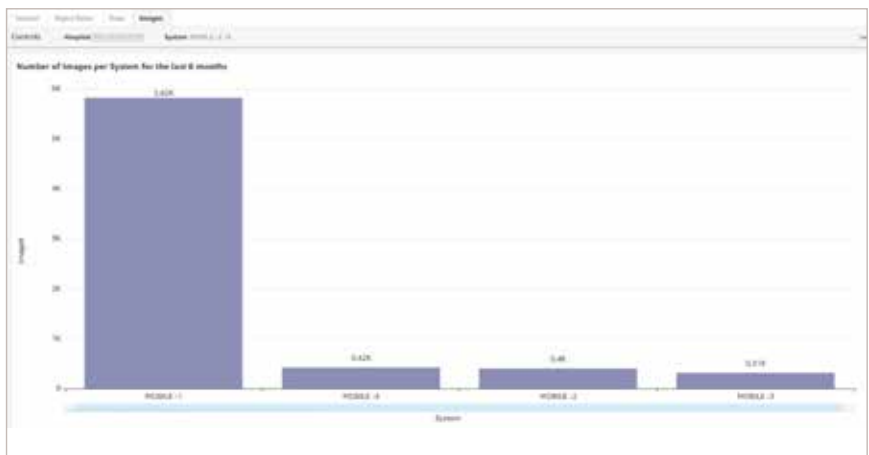
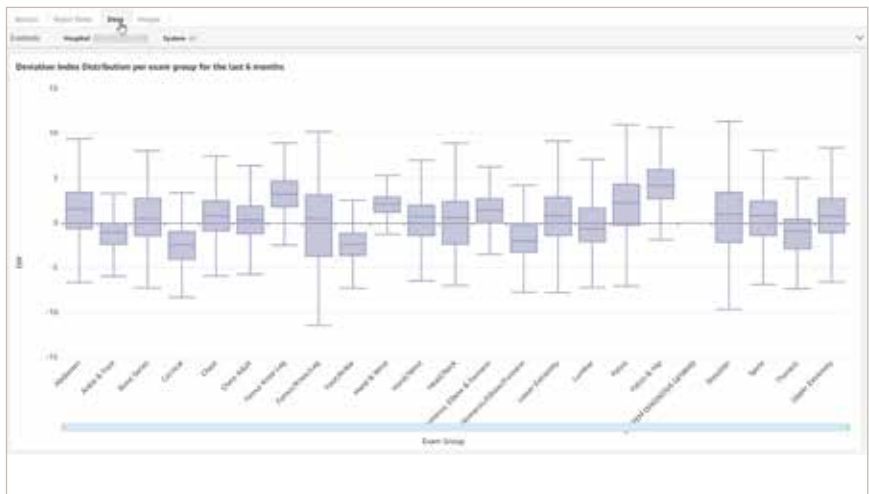
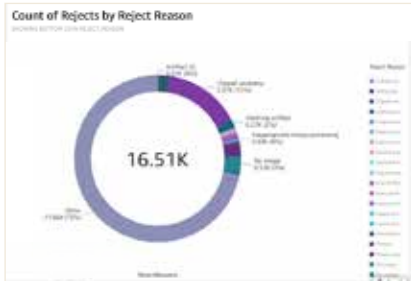
MUSICA[®] Analytics comes in two dashboard configurations.

MUSICA[®] Analytics Standard Dashboard:

for customers with a Bronze, Silver, Gold or non-full Platinum SMA

The MUSICA[®] Analytics Standard Dashboard provides analytics such as the number of images or exams done, reject rates, reasons for rejection and dose statistics for all your connected MUSICA workstations, for the last six months.






MUSICA® Analytics Premium Dashboard:

for customers with a Platinum Full SMA

MUSICA® Analytics Premium Dashboard delivers you all the graphs provided by the MUSICA® Analytics Standard Dashboard for the last three years, plus more detailed insight on:

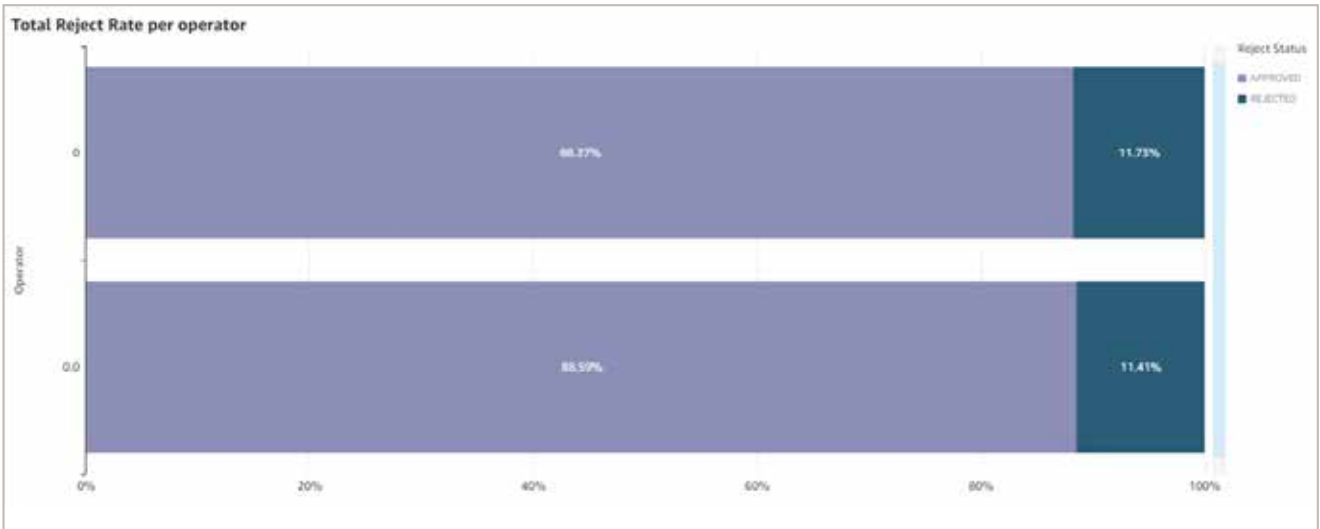
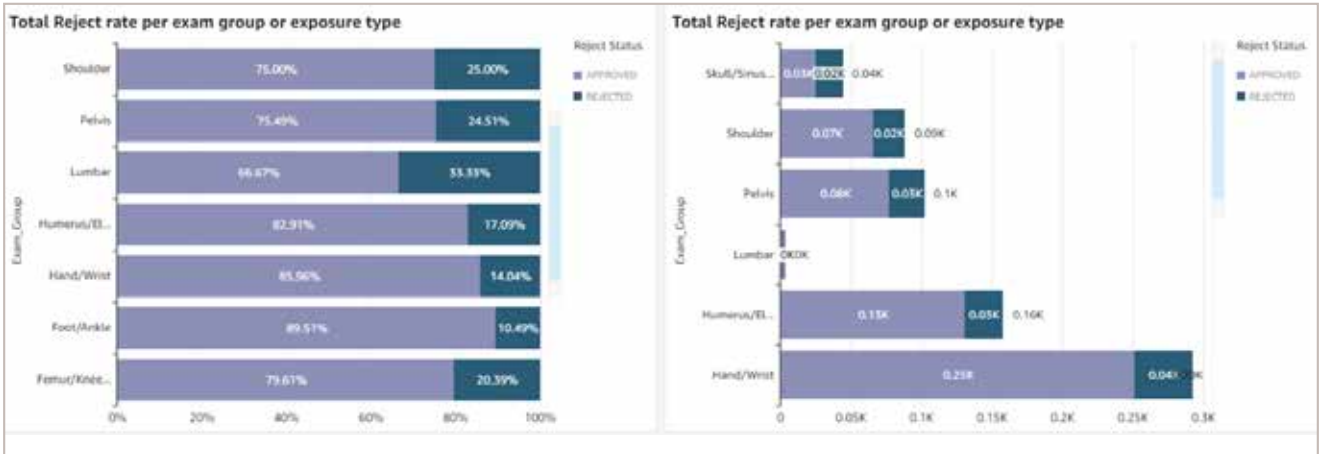
- system usage (sessions and images)
- reject rates and reject reasons
- dose statistics

Some examples of the in-depth graphs provided by MUSICA® Analytics Premium Dashboard:



System	App Group	Exam Type	Procedure Type	DATE	SI (mAs)	SI (mAs/kV)	SI (mAs/kV)	SI (mAs/kV)	SI (mAs/kV)	SI (mAs/kV)
11000001	11000001	11000001	11000001	2023-01-01	100.00	100.00	100.00	100.00	100.00	100.00
11000002	11000002	11000002	11000002	2023-01-02	100.00	100.00	100.00	100.00	100.00	100.00
11000003	11000003	11000003	11000003	2023-01-03	100.00	100.00	100.00	100.00	100.00	100.00
11000004	11000004	11000004	11000004	2023-01-04	100.00	100.00	100.00	100.00	100.00	100.00
11000005	11000005	11000005	11000005	2023-01-05	100.00	100.00	100.00	100.00	100.00	100.00
11000006	11000006	11000006	11000006	2023-01-06	100.00	100.00	100.00	100.00	100.00	100.00
11000007	11000007	11000007	11000007	2023-01-07	100.00	100.00	100.00	100.00	100.00	100.00
11000008	11000008	11000008	11000008	2023-01-08	100.00	100.00	100.00	100.00	100.00	100.00
11000009	11000009	11000009	11000009	2023-01-09	100.00	100.00	100.00	100.00	100.00	100.00
11000010	11000010	11000010	11000010	2023-01-10	100.00	100.00	100.00	100.00	100.00	100.00
11000011	11000011	11000011	11000011	2023-01-11	100.00	100.00	100.00	100.00	100.00	100.00
11000012	11000012	11000012	11000012	2023-01-12	100.00	100.00	100.00	100.00	100.00	100.00
11000013	11000013	11000013	11000013	2023-01-13	100.00	100.00	100.00	100.00	100.00	100.00
11000014	11000014	11000014	11000014	2023-01-14	100.00	100.00	100.00	100.00	100.00	100.00
11000015	11000015	11000015	11000015	2023-01-15	100.00	100.00	100.00	100.00	100.00	100.00
11000016	11000016	11000016	11000016	2023-01-16	100.00	100.00	100.00	100.00	100.00	100.00
11000017	11000017	11000017	11000017	2023-01-17	100.00	100.00	100.00	100.00	100.00	100.00
11000018	11000018	11000018	11000018	2023-01-18	100.00	100.00	100.00	100.00	100.00	100.00
11000019	11000019	11000019	11000019	2023-01-19	100.00	100.00	100.00	100.00	100.00	100.00
11000020	11000020	11000020	11000020	2023-01-20	100.00	100.00	100.00	100.00	100.00	100.00
11000021	11000021	11000021	11000021	2023-01-21	100.00	100.00	100.00	100.00	100.00	100.00
11000022	11000022	11000022	11000022	2023-01-22	100.00	100.00	100.00	100.00	100.00	100.00
11000023	11000023	11000023	11000023	2023-01-23	100.00	100.00	100.00	100.00	100.00	100.00
11000024	11000024	11000024	11000024	2023-01-24	100.00	100.00	100.00	100.00	100.00	100.00
11000025	11000025	11000025	11000025	2023-01-25	100.00	100.00	100.00	100.00	100.00	100.00
11000026	11000026	11000026	11000026	2023-01-26	100.00	100.00	100.00	100.00	100.00	100.00
11000027	11000027	11000027	11000027	2023-01-27	100.00	100.00	100.00	100.00	100.00	100.00
11000028	11000028	11000028	11000028	2023-01-28	100.00	100.00	100.00	100.00	100.00	100.00
11000029	11000029	11000029	11000029	2023-01-29	100.00	100.00	100.00	100.00	100.00	100.00
11000030	11000030	11000030	11000030	2023-01-30	100.00	100.00	100.00	100.00	100.00	100.00
11000031	11000031	11000031	11000031	2023-01-31	100.00	100.00	100.00	100.00	100.00	100.00

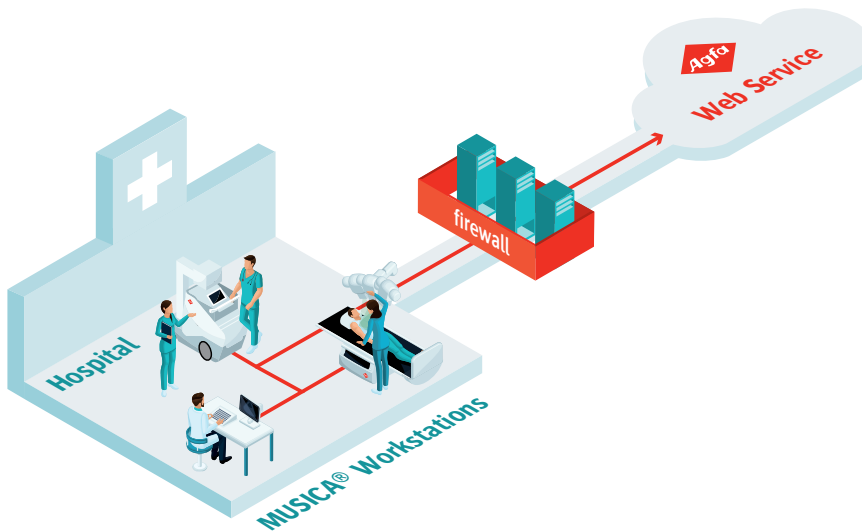




In order to have the best experience with MUSICA® Analytics, we advise standard configurations of each NX machine.

A cyber-secured solution

Direct connection towards Agfa Web Service, no VPN

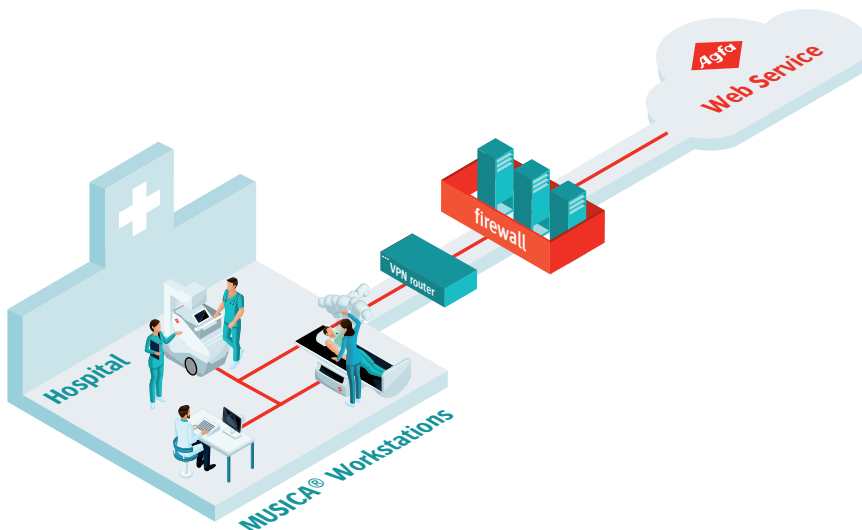


MUSICA[®] Analytics collects log files from each MUSICA workstation and transfers them to a secured cloud, where the analytics calculations are performed. Strongly encrypted network communication is used, via a direct connection with the Agfa Web Service (with or without a VPN).

Agfa has taken the necessary precautions to securely handle log file collection, transfer and processing, on different levels:

- **Data security and privacy:** complying with GDPR in the EU and other regulations that are valid across the globe.
- **Data access:** registering and documenting all access to sensitive data.
- **Data collection:** retrieving periodic log files with utilization data.
- **Data transfer:** secure and protected uploading of anonymized log file data.

Direct connection towards Agfa Web Service, VPN required



Read the full white paper [here](#)

Welcome, User

How can we help?

» Report Product Issue

» Submit New Request

» View Installed Ba

Upcoming Activities

WOT xxx

WOT xxx

[View all upcoming activities](#)

Dura-line Panel series

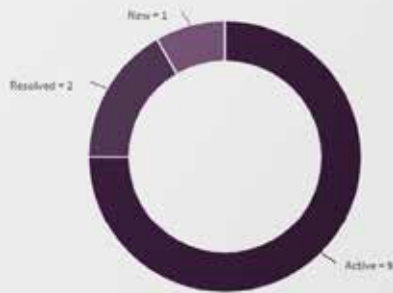
Confidence – Workflow – Image quality



Customer Support

Phone: +1 8777772432
Email: imagingupport.na@agfa.com

Ticket Status



New
1

Active

System Status



Up
31

Down



Start using the portal!

Take the first step towards enjoying this on-line experience by clicking the url www.agfaradiologysolutions.com/musica-analytics on the Agfa RSD services website, or by contacting your Sales Representative or Agfa Customer Care Center.

You will then be invited to complete a web-based form. After you submit this form, Agfa will prepare your account. When ready, you will receive an email with the information you need to log in to the portal. Please be aware that as a prerequisite you need to have an active Service Maintenance Agreement (SMA) in place with Agfa. Depending on your SMA type, you will be able to access the standard or the premium MUSICA® Analytics dashboards.

**MyAgfaRadiologySolutions and
MUSICA® Analytics: digitization and
connectivity that boost your Agfa journey**

AGFA RADIOLOGX SOLUTIONS

Follow us:



[agfa.com](https://www.agfa.com) » Septestraat 27 - 2640 Mortsel - Belgium

Agfa, the Agfa rhombus and MUSICA are trademarks of Agfa-Gevaert NV, Belgium, or its affiliates. All rights reserved. All information contained herein is intended for guidance purposes only, and characteristics of the products and services described in this publication can be changed at any time without notice. Products and services may not be available for your local area. Please contact your local sales representative for availability information. Agfa-Gevaert NV diligently strives to provide as accurate information as possible, but shall not be responsible for any typographical error.

© 2023 Agfa NV - All rights reserved - Published by Agfa NV

EN202310

