

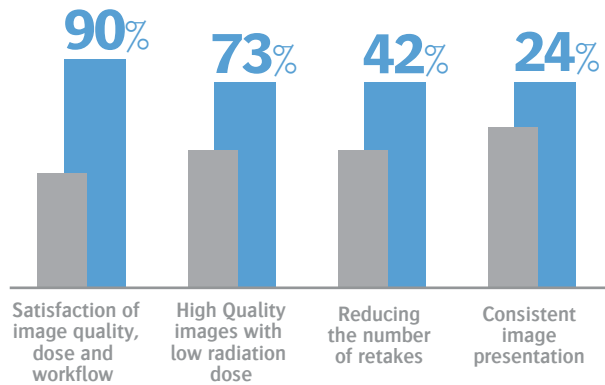
DR: RAISING THE BAR BY LOWERING THE DOSE

FROST & SULLIVAN

General Radiography accounts for 40% to 45% of diagnostic imaging examinations in the US.

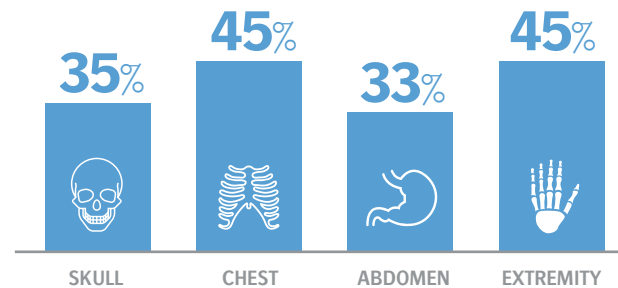
IMAGE QUALITY

Comparison of previous DR System to current Agfa DR System



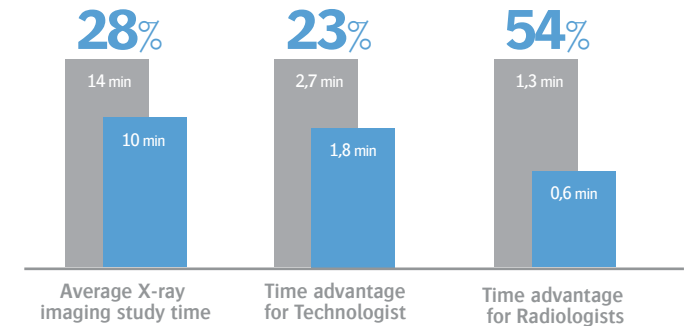
DOSE REDUCTION

Reported reduction of average radiation dosage after replacing competing DR system



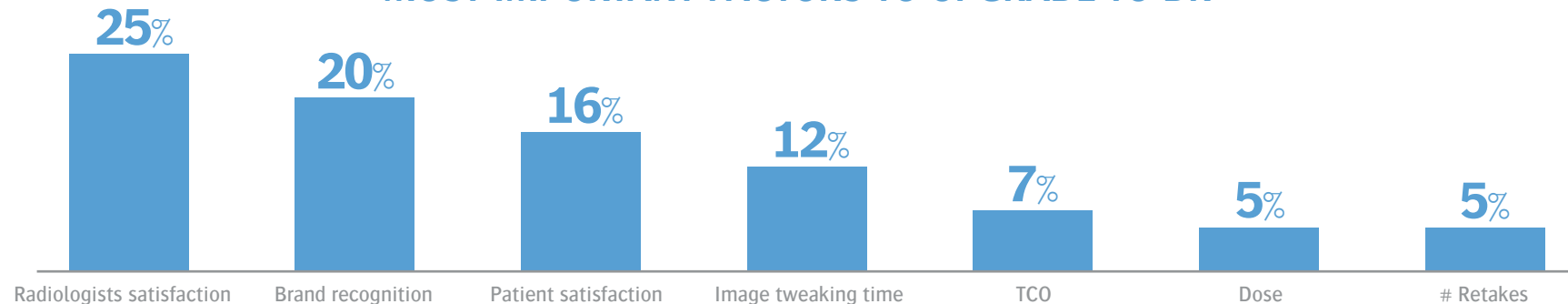
WORKFLOW PRODUCTIVITY

Agfa HealthCare MUSICA has significant impact on radiology workflow



■ non Agfa
■ Agfa

MOST IMPORTANT FACTORS TO UPGRADE TO DR



Download the full Whitepaper on WWW.AGFAHEALTHCARE.COM/FS_DR

Testing with board-certified radiologists has determined that Cesium Bromide (CR) and Cesium Iodide (DR) detectors, when used with MUSICA image processing, can provide dose reductions of 50 to 60%, compared to traditional Barium Fluoro Bromide CR systems. Contact Agfa HealthCare for more details.